


## CRAFTY RECOGNITIONS

You might think to yourself, "I can't make an award. I don't know what to do or where to start." Maybe you think you aren't craft and you're all thumbs. **HORSEFEATHERS!** Getting started is easy and fun. When you are shopping at a grocery store, discount store, variety store, or even garage sales and auctions – keep an eye out for potential recognitions. Some items may be pieces of wood, ribbons, plaster, rub-off letters, stencils, etc. Now that you have the stuff you wonder, **NOW WHAT?**



### RIBBONS

These can be purchased or made. Decorate the ribbons with permanent markers, glitter glue, fabric paint, stickers, press on letters, or by using stencils. Felt can be used with ribbons too. Teacher supply stores are great places for stickers that say "WOW", "SUPER", and "GOOD JOB". Ribbons cut out of construction paper or posterboard can make impressive awards too.



### PLAQUES

You can mount many different items on some of the following to make your award or recognition. Scrap wood, cardboard, fast food containers, lids from deli counters, disposable plastic plates, rounders of vinyl or leather.

You can also pour plaster into round lids or any other shaped containers. Plaster casts from Boy Scouts of America or even candy molds from craft or cake decorating stores can be used. Just before the plaster sets, insert a pull tab from a pop can, a curtain ring, a paper clip, or a small piece of wire formed into a circle in the back for a hanger. You may also want to mount your plaster onto a piece of wood.

You can decorate your plaques with stickers, pictures, felt or wooden cut outs, miniature toys, party favors, car engine parts, or food (life savers, nuts in a shell, lollipops and candy kisses). Be sure to cover edible items with mod-podge or varnish. This will protect them and keep out little 'critters'.

Plaques can be stained, decoupage (Mod-Podge), painted, varnished or left natural. Lettering can be done by carving, wood burning, painting, stenciling, alphabet macaroni, lettering tapes, paint sticks or markers.



### TROPHIES

Recycle old sports trophies by removing the top and adding a pinewood derby car or miniature car painted gold, small action figures, carved items, etc. Base can be made of the material listed for plaques. Just remember to glue securely and let them dry completely. Also, be sure that the glue you use is appropriate for the material you are using.



**CERTIFICATES**

Appreciation certificates are available from your local Scouting service center. You can also design your own certificate, using rub-off letters and clip-art pictures, and take it a quick-copy company for reproduction. Most variety stores carry certificate frames.

There are several computer programs specifically designed to make certificates. If you don't own a computer, use your resources to find someone who does and see if they can help you.

**NECKERCHIEF SLIDES**

Neckerchief slides are a favorite type of recognition for many Cub Scouters. The possibilities for types and kinds of slides are endless. Almost anything can be used for a neckerchief slide. Just let your imagination run wild. If you use strips of vinyl for loops, make them about 3" x 3/4". Hot glue or contact cement are good for attaching vinyl loops onto wood. Also plastic PVC pipe from hardware store is good for the loop backs of the slides. You'll want 3/4" diameter PVC pipe, anything larger and the slide will fall off the neckerchief. Also, you can use the handle part of a gallon plastic milk carton, cut to 3/4".



**MEDALS**

A medal is anything that can be hung on a string or ribbon and placed around a person's neck. Use such things as: Party favors, small toys, wooden shapes, erasers, miniature items. Shrinking plastic is also ideal for this. It can be bought at most hobby stores or craft stores. A design (depicting any item or event) can be drawn on the plastic and colored with soft leaded pencils. After the design is traced onto the plastic and cut out, the material is placed into the oven at low heat. There it shrinks into an attractive small picture suitable for hanging on a string or ribbon. You can get more instructions at your local craft store about shrink art.

**BUTTONS**

Badge-A-Minute button kits or buttons bought at hobby or craft stores can be used in a variety of ways for awards. You can also cut a disc out of posterboard or wood and hot glue a safety pin to the back. Use them just as they are with appropriate art work and lettering message. Attach ribbons at the bottom or use a rosette or lace glued around it. These are also a neat way to display pictures.



**BANNERS**

Muslin is best, but you can use any type of light-weight material to make a banner. Use permanent markers, glitter glue, spray paint stencils, etc. for creating an award.



**PENNANTS**

Cut pennant from felt or posterboard. Use any type of lettering and stencil for event participation or den awards.

**MAGNETS**

Use molded items or miniature wooden cut-out, paint, add message and glue magnet strip on the back. All these items can be made or purchased at hobby or craft stores.



**FLAGS**

Special flags made of felt and glued together, or regular fabric and sewn, or even crepe paper and glued, create an unending array of possibilities for awards. Size can be from desktop to large wall hanging. The person it is for and the occasion dictates size and what will be on the flag. Be creative. Fringe is optional. You can cut out your lettering with felt, or even stencil the lettering or spray paint the whole thing.

## DEN DOODLES

The den doodle is an emblem chosen by the den as its central form of den recognition. During den meetings, the den doodle is the gathering point for the boys to show their achievements and other various records (such as participation or attendance). The den doodle can readily be used as ceremonial equipment during either a den or pack ceremony for recognizing the advancement of the Cub Scout.

The ancestry of the den doodle includes the totem pole. Among groups or clans, the totem pole was used to identify themselves. The marks and carvings on the pole represented many things about the history of the group and its members.

Cub Scouts love to make their own den doodle and proudly display their creation at pack meetings with other dens. Each boy's participation in the creation of the den doodle will enhance his feeling of being a member of the den.

The den doodle's form can be just about anything. The main importance is that it expresses instant recognition of which den it belongs. The emblem chosen and the den designation are the two main features which should be incorporated into the den doodle design. From this emblem there may be suspended some device (string, leather strips, shoelaces, wood, etc.) called a den dangle to show the earned achievements of the Cub Scouts. The materials used for the den doodle and dangles need not be expensive, many are created from objects in the common household.

Select an idea from among the illustrated examples or create your own. The den doodle is usually seen with the emblem on a perch with a base, but this is not necessarily the form to use. A wall hanging could just as easily be used for the den doodle's form. Your cub Scouts will have fun in their creation and pride in watching their achievement be recognized through their den doodle.

## THE DEN LEADER'S HANDBOOK

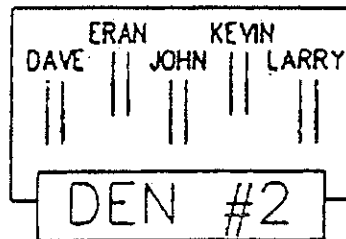
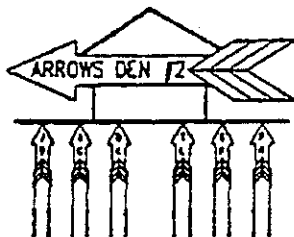
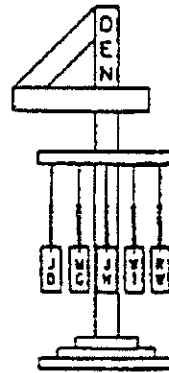

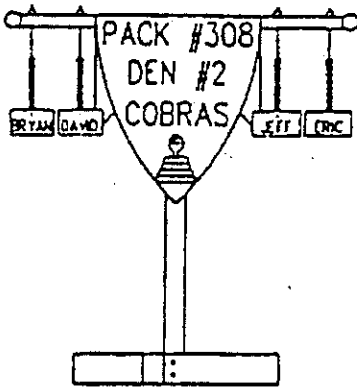
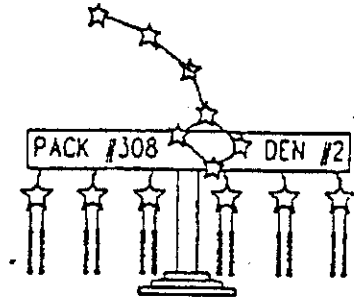
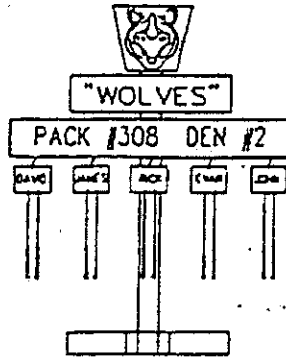



This book is to be presented to new Den Leaders. Each item is to be a page. There are ten pages in all. The finished book is 2 ½" x 4" in size.

- Page #1: TO HELP YOU KEEP YOUR SHIRT ON WHEN YOU BECOME IMPATIENT. (You place a button on the bottom of the page.)
- Page #2: TO WIPE AWAY THE TEARS THAT COME WITH EACH LESSON. (Place a piece of Kleenex at the bottom of the page.)
- Page #3: TO COVER AND HEAL THE LITTLE HURTS THAT OCCUR FROM TIME TO TIME. (Place a small or half of a band aid on page.)
- Page #4: IT IS NOT NECESSARY TO BLOW OUT ANOTHERS LIGHT IN ORDER TO LET YOUR OWN LIGHT SHINE. (Place an unlit match here.)
- Page #5: TO REMIND YOU TO BE YOURSELF – BE FLEXIBLE. (A rubber band should be placed here.)
- Page #6: TO HELP FILE AWAY THE ROUGH SPOTS OF THE YEAR. (A piece of sandpaper or emery board is placed on this page.)
- Page #7: WE ALL MAKE MISTAKES BUT THEY CAN ALWAYS BE CORRECTED. (Cut a piece of eraser and place on this page.)
- Page #8: TO REMIND YOU THAT YOU ARE ONLY USEFUL WHEN POINTED IN THE RIGHT DIRECTION. (A needle should be placed here, represents a compass.)
- Page #9: TO HELP YOU THROUGH THE DARKNESS OF UNCERTAINTY. (Place a birthday candle on this page.)
- Page #10: TO REMIND YOU THAT YOU MUST BE ABLE TO REACH DOWN TO DO SOMETHING. (A shoe lace bow should be placed on this page, as tying shoes.)

Cut a construction paper cover for the front and back of each book and staple it together.


# DEN DOODLES



# Certificate of Appreciation

to:

\_\_\_\_\_

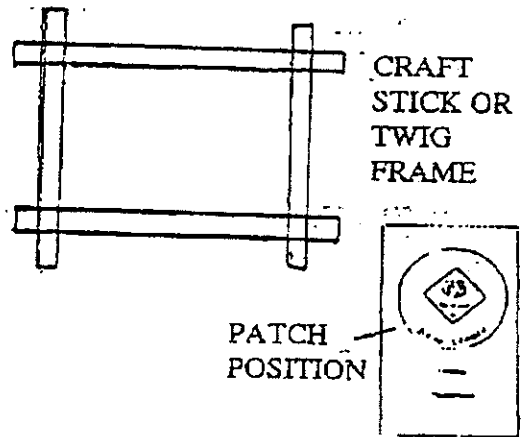
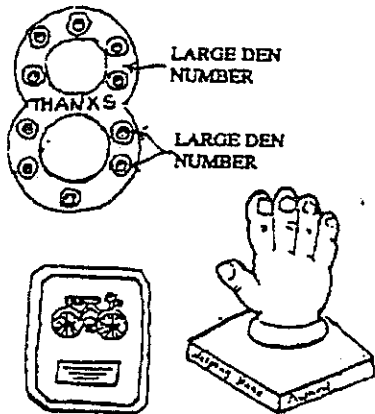
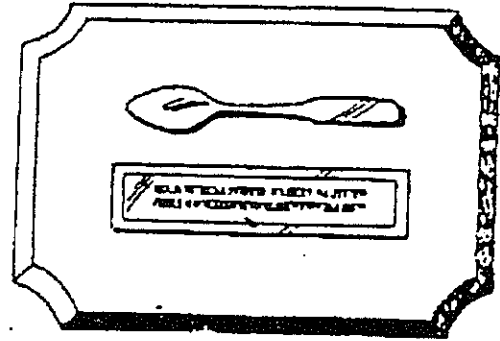
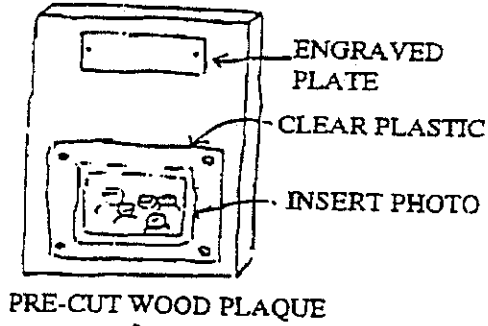


Given by: **Cub Scout Pack** \_\_\_\_\_



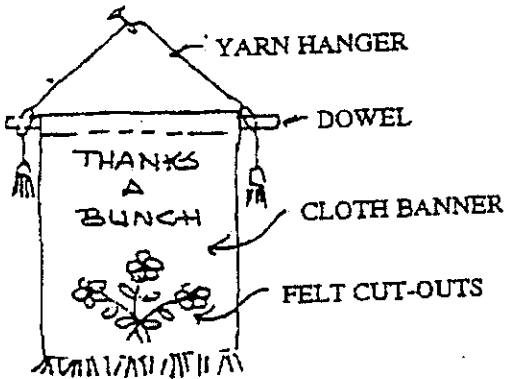
**Cubmaster:** \_\_\_\_\_



# PLAQUES



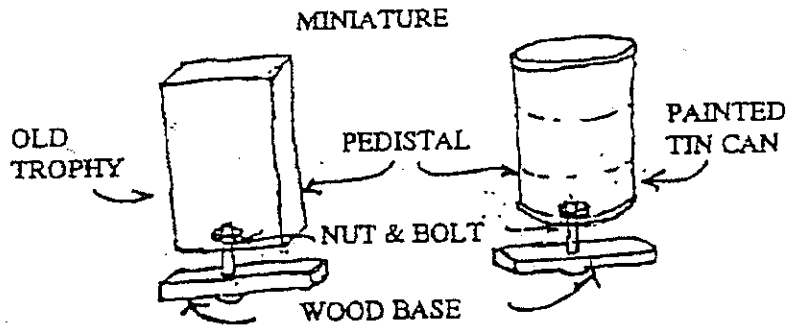
# BUTTONS, BANNERS, PENNANTS, MAGNETS




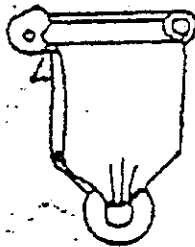
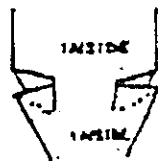

CANDY MOLD



# BUTTONS, BANNERS, PENNANTS, MAGNETS






Wide cloth ribbon 3 1/2" or longer



Leather Lacing

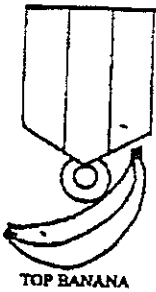
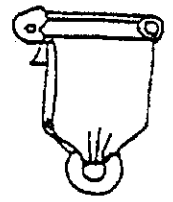
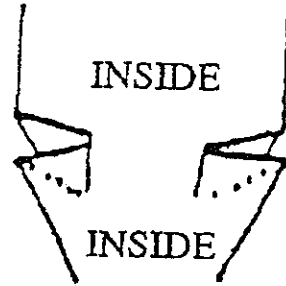
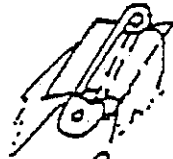


LEATHER SCRAP CUT-OUT

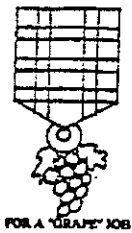


# MEDALS

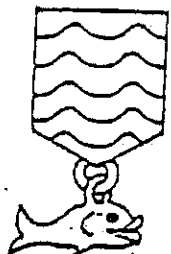
WIDE CLOTH RIBBON 3 1/2" (OR LONGER)  
 SAFETY PIN.  
 ANY APPROPRIATE CHARM PLASTIC / METAL / ETC.



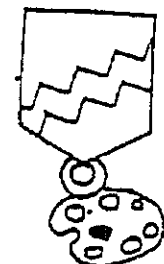
TOP BANANA



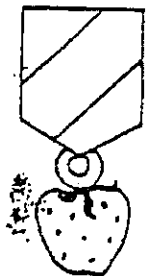
FOR A "GRAPE" JOB




For a Whale of a job




For that special artist




FOR A "BERRY" GOOD JOB



For that problem solver



For helping cook



Helping with transportation

One very nifty way to concoct an infinite number of exciting and funny awards is with a MEDAL. This is easily made from any wide cloth ribbon using an appropriate plastic or medal charm or even sticker. It makes a fast, easy and very effective award. Here are a few examples. Try your hand at creating your own version.

**RECOGNITION IDEAS**

The following suggestions can be used on any type awards or mix-and-match. Remember, be creative.

Advancement Chairman - mini ladder on a base.

Ain't No Flies on Me Award - for the person who never stands still.

Alka Seltzer Award - an Alka-seltzer box, for the person who adds fizz to a meeting.

Apple Award - for the person with great appeal mount a real or plastic apple on base.

Backbone Award - a dried turkey bone spray painted and glued to plaque or hung on ribbon for "You are the backbone of Pack #?" or whatever.

Banana Award - for the person with great appeal.

Banded Together - a bunch of rubber bands.

Beary Good Job - for the beary, beary best.

Best Foot Forward - a 12" ruler, sock with a hole.

Big Band-Aid Award - for someone who can fix anything.

Big Heart Award - stuffed heart, plastic heart, wooden or cardboard cut-out heart for someone helping "in the line of duty."

Big Rock Award - for someone who is the Rock of Gibraltar in the group.

Big Stone Award - a big stone spray painted silver and message on underside saying, "because you leave no stone unturned." A "Thank You" perhaps on the front side.

Blackbird Award - give a small blackbird to someone to show that he "has something to crow about".

Bonafide Award - for the leader deserving an "Award" spray gold or varnish a dog bone and place on plaque.

Bounce Award - a sheet of Bounce fabric softener for leaders. It will give them bounce and help soften their hearts.

Bread Award - "Thanks for rising to the occasion". (A small miniature loaf of bread mounted to a board.)

Bug Award - for the person who "bugs" you to do your best. Make with chenille sticks and movable eyes, or buy.

Bulls Eye Award - make a circular target of cardboard. For the person who is always "on target".

Candle Award - for person who really lights up a meeting. Mount candle on plaque.

Charged Up Award - battery.

Cheerleader Award - for someone with lots of spirit.

**Class A or Flying A Award** - for the person who gives a first class effort cut out the letter "A" using wood or cardboard and mount on plaque - add wings for the Flying A.

**Clown Award** - for the person who is one or for the person who doesn't mind acting like one mount a clown on a base or plaque.

**Committee Chairman Gavel** - make a gavel out of tinker Toys. Use a hot glue gun to connect the parts. Spray paint gold. Add a message along the handle.

**Cone Award** - for the person who can lick any job mount ice cream cone on base or plaque.

**Corniest Award** - corn on the cob, popcorn, popcorn seeds.

**Crutch Award** - for the person on whom you can always lean on mount small crutch on base.

**Cub Scout Spirit Award** - for someone with the "Cub Scout Spirit" a small plaster or plastic ghost.

**Cubby Award (like an Emmy)** - for outstanding performance cut out a Cub Scout's head or Wolf decal and place on plaque.

**Deer Award** - for the person who is a "dear" and you like to kiss give a small needle point deer with candy kiss inside.

**Den Leader-Rope** - to round up all the cub scouts (and/or parents) for meetings. Also, for typing up all those loose ends.

**Den Leader Coach Award** - give a whistle and clip board.

**Diamond Stick Pin** - the special award for a group activity mount dime on a stick, attach a pin to the back.

**Do-Re-Me Award** - Make a musical note from wood, paper, or cardboard. Present to the person who always helps lead songs.

**Duster Award** - for the person who always does the dirty work a small wooden dowel with felt used as duster part with pompom on top.

**Egg-celent Idea** - for the person with a good idea.

**Enlightening Award** - flashlight, candle, matches, light bulb.

**Expanded our Knowledge** - elastic, large rubber band.

**Eye-Opening Experience** - a box of toothpicks.

**Fan-Tastic** - a fan or folded piece of paper.

**Firecracker Award or Dynamite Award** - for the person who does a "bang-up" job give a small firecracker made of chenille sticks in red, white and blue with ribbon.

**Fire Hat Award** - for the person who came to your rescue mount small fire hat on base.

**First Aid Award** - for the person giving you aid when you needed it give a band-aid mounted.

**Footballer Award** - for the person who isn't afraid to tackle any job give a small plastic football helmet with pompom and movable eyes.

**Go For Award** - small model car for the person who picks up awards or runs errands.

**Go Getter Award** - this is an inflated balloon full of hot air for "Go power for the go getter." This could be an award that might be nice for a Den Chief from the troop that has helped a lot with the pack.

**Golden Pen Award** - given to the secretary who takes all the notes at meetings.

**Golden Penny Award** - for the treasurer or fund raiser. Use a large plastic coin from toy store, spray paint gold and mount on plaque or hang on ribbon.

**Good Egg Award #1** - a piece of white felt and cut a yolk from yellow felt for someone who always helps out or is especially good at certain projects. If a couple, make it a double yolk egg.

**Good Egg Award #2** - for the leader who comes through or the person who doesn't crack under pressure. Spray a L'Eggs egg with gold paint or make an egg from salt dough and place on base or plaque.

**Had a Ball** - ball of any kind.

**Handyman Helper Award** - a small saw or hammer to say thank you to someone who has helped by building or fixing something or cutting out materials, etc.

**Heartfelt Thanks** - a heart cut from felt.

**Hat's Off Award** - for the person we take our hats off to.

**Heads Award** - for the person who is "heads" above the rest mount small wooden heads on base.

**Heart Award** for the person who is all heart give a large plastic heart, wooden or cardboard cut-out.

**Heart and Soul Award** - for the person who put their heart and "sole" into their work mount a small wooden heart on leather cut into shape of sole of shoe.

**Helpful Paw Award** - for those leaders who lent a "hand" or "paw" trace and cut out a paw and place on plaque.

**Helping Hand Award** - can be made as the outline of a boy's hand on any material or a hand-shaped cookie cutter or a slat dough cutout of a hand mounted on a plaque. It could also be a back scratcher in the shape of a hand. This award can be for anyone who helps out.

**Hop To It Award** - for someone who "hopped to it" and got it done mount a plastic, macramé or frog sticker on plaque.

**Hornblower Award** - for the person who does a great job, but never blows his own horn.

**It's Bean Wonderful** - bean bag.

**Kept Us In Stitches** - needle and thread.

**Key to Successful Scouting Award** - for leaders who are the key to your successful program cut out a large key, spray paint and mount on plaque.

**Kiss Award** - Hershey chocolate kiss for the person who deserves a "Big Kiss".

**Lego Award** - mount a piece of Lego to a wood square for a neckerchief slide. "Don't 'LEGGO' your leaders. Keep 'em motivated."

**Life Saver Award** - a roll of candy Lifesavers or Lifesaver sucker for someone who has assisted with a problem or supplied materials at no cost.

**Light Bulb Award** - a light bulb mounted. "You Light Up Our Pack".

**Live Wire Award** - for the person who is a "live wire" in your unit form a wire into the words "live wire" and place on plaque.

**Lollipop Award** - for the person who can't be licked mount small lollipop on plaque or base.

**Lost Time Award** - Glue parts of an old watch or clock to a small wood plaque. Present to the person who put in a lot of time.

**Magic Hat Award** - for pulling things out of your hat when needed. (A small black top hat.)

**Marbelous Job** - bag of marbles.

**Match Award** - for the leader who may be getting burnt out. Two matches, one lit, the other not covered so they stay together and mount saying "Stick with it, don't get burned out of Scouting."

**Measure Up Award** - for the leader whose performance sets the standard mount 6" ruler on plaque.

**Megaphone Award** - for the person who is soft spoken or who never shouts their own praise.

**Mini Iron Award** - for someone who helped iron out the rough spots.

**Mint Award** - glue a mint onto a ribbon or small wood neckerchief slide. "You were mint to be here."

**Most Noteworthy** - a note pad or cardboard musical note.

**Mounds of Thanks Award** - give a Mounds candy bar.

**Nuts About "\_\_\_\_\_"** Award - for the leader who had to be "nuts" to take on a hard task attach nuts to a plaque or ribbon adding movable eyes and smiles.

**Off On The Right Foot Award** - for the person who starts off right.

**On The Ball Award** - a Styrofoam ball with a pipe cleaner cub Scout on top for the energetic person who has it all together.

**Old Fossil Award** - a rock or an arrowhead attached to a cord or leather thong to wear around the neck. It's given to the person who has been in the pack or whatever the longest.

**One In A Million Award** - use a lot of mustard seeds or any other small seeds glued to something; then one painted seed or bead on top of the rest and inscribe "You are one in a million to . . ."

**Order of the Bear Award** - for the leader who did a "Beary" good job, made things "Bearable" or for the "Beary Best" give them any type bear.

**Order Of The Nut Award** - for the person who is a little "nuts" mount metal or edible nuts on plaque.

**Order of the Spare Marble Award** - for the person who may need it give a marble in a bag or mounted on a plaque.

Order of the Level Award - for the person who is half a bubble off give a small level.

Our Eyes Are On You Award - for the leader who sets the example glue wiggly eyes on a ribbon.

Owl Award - give a small owl to someone who has wise ideas.

Packet of Seeds - a packet of seeds glued on plaque or whatever and inscribed "Thanks for helping Pack # \_\_\_ grow" for someone who helped with recruiting members or who helps with School Night.

Pear Award - for the best husband and wife team mount a plastic pear on base.

Pedro Salutes Award - for a leader who carried the heaviest load glue three clothes pins together, add twine for a tail and wiggly eyes and ears.

Piece of Chalk Award - give piece of chalk to "chalk up another good training session (or whatever event)".

Piece of Chain Award - present a piece of chain to all trainers. "You are the strong link in this line of trainers."

Picnic or Outing Award - a large plastic insect.

Pig Award - for the person who is a big "ham" put a small toy pig on a base or plaque.

Plunged Right In - a mini plunger found at craft stores.

Popcorn Award - Mount a few kernels of popped corn on a wood neckerchief slide. Present to staff member who has "popping fresh ideas."

Pudding Award - give an empty pudding box to someone who is "pudding" on a good program.

Puzzle Award - for the person who makes everything fall into place or knows how to solve problems, put a puzzle shaped from cardboard or a puzzle piece on a plaque.

Queen Bee Award - Clothespin with wings and yellow stripes.

Railroad Track Award - "You're on the right track" (a small piece of railroad track mounted to a board.)

Right Arm Award - Cut out an arm, bent at right angles, with fingers in Cub Scout sign. For the person who served as "The Right Arm" of someone.

Raise In Pay Award - for the person who deserves a "Raisin" Pay mount small box of raisins on base.

Ringy Dingy Award - two cans on a string, for the person who spends lots of time on the phone.

Referees or Timers Award - 1) egg timers for those close times. 2) Magnifying glass (or jumbo glasses) for those "close finishes". 3) Pair of neck ties - for those "neck and neck" ties.

Roll of Tape - for the person who has stuck with it no matter what.

Rose to the Occasion - artificial or ribbon rose "because you rose to the occasion".

Round 'Tuit' Award - Cast a round slide in a coffee measurer of Kool Aid scoop. Paint letters "TUIT". Present to people who finally "got around to it."

**Santa's Helper Award** - use a plain glass ornament and print your message with paint pens or permanent markers to thank Christmas party helpers or as a special thank you at Christmas time.

**Saw Award** - present a miniature saw or a picture of a saw. "We saw you do a good job."

**Scissors Award** - present scissors to the biggest cut-up.

**Scouting For Food Chairman** - miniature bag of groceries of food items.

**Shining Example** - flashlight.

**Silver (Gold) Spoon Award** - for the person who really digs in to help spray paint plastic or wooden spoon and mount on plaque.

**Soda Cracker Award** - for someone who is really "crackers".

**Spark Plug Award** - for the person who is the main "spark" mount a spark plug, either painted or plain, on a base.

**Sparkler Award** - for the person who sparkles in your unit a candy or toy ring on base.

**Spice Of Life Award** - Glue several cinnamon sticks together. Tie with a yarn or ribbon. For the person who adds spice to your meetings.

**Star Award** - for someone who really shines at a job.

**Stick "Tuit" Award** - Paint a short length of dowel. Add lettering "Tuit". Give to someone who was able to: "Stick To It".

**Sucker Award** - a mounted sucker "You Got Suckered Into This."

**Summertime Pack Activities Chairman** - a plaster sun.

**Sun Visor Award** - for leaders who always see things clearly.

**Sunglasses** - an old pair inscribed "Thanks for seeing your way clear to help" for whatever activity.

**Tea-rific Job** - tea bag.

**Tee-rific Job** - gold golf tee.

**Telephone Award** - for the person who reaches out to help a small telephone on base.

**Thanks a Million** - \$1 million in play money.

**Thanks to Leaders** - use the emblem patch of leadership.

**Thumbody Award** - picture of a thumb or a thumbprint "because thumbody thinks you're great."

**Tickled Our Funny Bone** - feather.

**Tiger Tail Award** - issue each Tiger a necklace of lacing and award an orange bead or a group or pack activity.

**Time Well Spent Award** - use a plastic watch, a penny and the inscription "Thanks for your time well spent!"



**Top Award** - for the person who is "Tops" mount toy top on a base.

**Top Banana** - plastic or eraser banana, sticker or dole sticker for the person who is in charge.

**Train Award** - use a small wood cutout (available at craft supply stores) of a train engine. Present to "trainers".

**Welcome Aboard** - small piece of wood.

**Whale Award** - for the person who does a "Whale" of a good job put a toy or cut out shaped whale on a plaque.

**Whisk Award** - for the person who is un"beat"able at "whisking" away our troubles mount a small whisk broom or wire whisk on a base or plaque.

**Write On Award** - for the person who is on the "right" trail a pencil with a ribbon pennant on top.

**Wood Award** - use a piece of wood of any size or shape. "What wood we do without you?"

**Wooly Mitten Award** - for the person who participated in a winter activity cut a mitten shape from fur and attach a thong.

**YDG Award** - for the person who did a great job "Ya Done Good" cut out letters from vinyl or leather or wood.

**You Stuck To It** - tape dispenser, bottle of glue, glue stick.

<b>WHO do we recognize?</b>		
Cub Scouts	Leaders	Chartered Organization
Parents	Supporters	Community Leaders
<b>WHY do we recognize?</b>		
Special Achievement	Job Well Done	Service over and beyond duty
<b>WHERE do we recognize?</b>		
Pack meetings	Committee meeting	Chartered organization meeting
Telephone Calls	News Media	Community Programs
<b>HOW do we recognize?</b>		
<b>Serious Awards:</b>	<b>Not-so-serious Awards:</b>	<b>Puns and fun:</b>
BSA supplies	Ribbons	Use materials on hand
Plaques	Stickers	Funny Items
Medals	Homemade items	Play on words
Certificates		
Trophies, pins		

## 101 WAYS TO PRAISE A CHILD

- |                                  |                                     |
|----------------------------------|-------------------------------------|
| 1. WOW                           | 53. MAGNIFICENT                     |
| 2. WAY TO GO                     | 54. MARVELOUS                       |
| 3. SUPER                         | 55. TERRIFIC                        |
| 4. YOU'RE SPECIAL                | 56. YOU'RE IMPORTANT                |
| 5. OUTSTANDING                   | 57. PHENOMENAL                      |
| 6. EXCELLENT                     | 58. YOU'RE SENSATIONAL              |
| 7. GREAT                         | 59. SUPER WORK                      |
| 8. GOOD                          | 60. CREATIVE JOB                    |
| 9. NEAT                          | 61. SUPER JOB                       |
| 10. WELLDONE                     | 62. FANTASTIC JOB                   |
| 11. REMARKABLE                   | 63. EXCEPTIONAL PERFORMANCE         |
| 12. I KNEW YOU COULD DO IT       | 64. YOU'RE A REAL TROOPER           |
| 13. I'M PROUD OF YOU             | 65. YOU ARE RESPONSIBLE             |
| 14. FANTASTIC                    | 66. YOU ARE EXCITING                |
| 15. SUPER STAR                   | 67. YOU LEARNED IT RIGHT            |
| 16. NICE WORK                    | 68. WHAT AN IMAGINATION             |
| 17. LOOKING GOOD                 | 69. WHAT A GOOD LISTENER            |
| 18. YOU'RE ON TOP OF IT          | 70. YOU ARE FUN                     |
| 19. BEAUTIFUL                    | 71. YOU'RE GROWING UP               |
| 20. NOW YOU'RE FLYING            | 72. YOU TRIED HARD                  |
| 21. YOU'RE CATCHING ON           | 73. YOU CARE                        |
| 22. NOW YOU'VE GOT IT            | 74. BEAUTIFUL SHARING               |
| 23. YOU'RE INCREDIBLE            | 75. OUTSTANDING PERFORMANCE         |
| 24. BRAVO                        | 76. YOU'RE A GOOD FRIEND            |
| 25. YOU'RE FANTASTIC             | 77. I TRUST YOU                     |
| 26. HURRAY FOR YOU               | 78. YOU'RE IMPORTANT                |
| 27. YOU'RE ON TARGET             | 79. YOU MEAN A LOT TO ME            |
| 28. YOU'RE ON YOUR WAY           | 80. YOU MAKE ME HAPPY               |
| 29. HOW NICE                     | 81. YOU BELONG                      |
| 30. HOW SMART                    | 82. YOU'VE GOT A FRIEND             |
| 31. GOOD JOB                     | 83. YOU MAKE ME LAUGH               |
| 32. THAT'S INCREDIBLE            | 84. YOU BRIGHTEN MY DAY             |
| 33. HOT DOG                      | 85. I RESPECT YOU                   |
| 34. DYNAMITE                     | 86. YOU MEAN THE WORLD TO ME        |
| 35. YOU'RE BEAUTIFUL             | 87. THAT'S CORRECT                  |
| 36. YOU'RE UNIQUE                | 88. YOU'RE A JOY                    |
| 37. NOTHING CAN STOP YOU NOW     | 89. YOU'RE A TREASURE               |
| 38. GOOD FOR YOU                 | 90. YOU'RE WONDERFUL                |
| 39. I LIKE YOU                   | 91. YOU'RE PERFECT                  |
| 40. YOU'RE A WINNER              | 92. AWESOME                         |
| 41. REMARKABLE JOB               | 93. A+ JOB                          |
| 42. BEAUTIFUL WORK               | 94. YOU'RE A-OK                     |
| 43. SPECTACULAR                  | 95. YOU MAKE MY DAY                 |
| 44. YOU'RE SPECTACULAR           | 96. THAT'S THE BEST                 |
| 45. YOU'RE DARLING               | 97. A BIG HUG                       |
| 46. YOU'RE PRECIOUS              | 98. A BIG KISS                      |
| 47. GREAT DISCOVERY              | 99. SAY I LOVE YOU                  |
| 48. YOU'VE DISCOVERED THE SECRET | 100. MY BUDDY                       |
| 49. YOU FIGURED IT OUT           | p.s. REMEMBER A SMILE IS WORTH 1000 |
| 50. FANTASTIC JOB                | WORDS!                              |
| 51. HIP, HIP HOORAH              |                                     |
| 52. BINGO                        |                                     |